


| MASTER HEATER |

The new generation of heating lamps



UNITED STATES PATENT



ACO

| FUNKI |

WHY USE MASTER HEATER

A great product exceeds expectations

100%
MAINTENANCE
FREE

Advantages of Master Heater

- **Reducing energy**

Reducing energy consumption in the stables by up to 50% when combined with dual control

- **Even distribution of heat**

Providing more even distribution of heat than traditional heat lamps. This ensures better food intake and higher survival rates among piglets as well as reduces the use of medicine.

- **Waterproof IPX9K Approved**

Being easy to clean and maintain. To clean the Master Heater, you simply use a high pressure cleaner, which means you do not have to remove it. This also helps maintain at high hygiene level.


- **Long lifetime**

Master Heater does not use incandescent light bulbs like traditional heat lamps. 1 year warranty.

- **Low fire risk**

Master Heater work at a lower temperature than traditional heat lamps which reduces the risk of fire.

100%
WATERPROOF




PRODUCTS

Master Heater comes in 3 variants
100 w, 150 w or 175 w

UP TO
-50%
ENERGY CONSUMPTION
WHEN COMBINED
WITH CONTROLLER

100w (Article nr. 560500) / **150w** (Article nr. 560550) / **175w** **NEW!**

Incl. 240 cm cable



Weight 2,1 kg

Dual Controller
Article nr. 560502



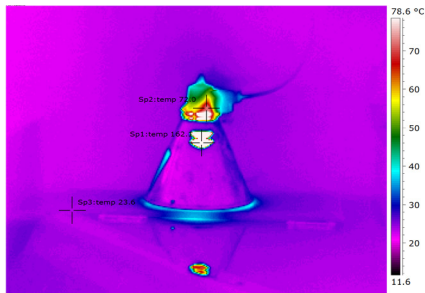
Multi Controller A16
Article nr. 560516



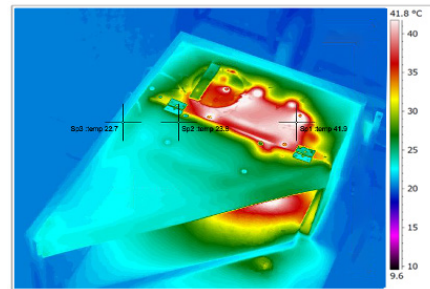
THE DIFFERENCE

A side by side comparison against a normal heat lamp

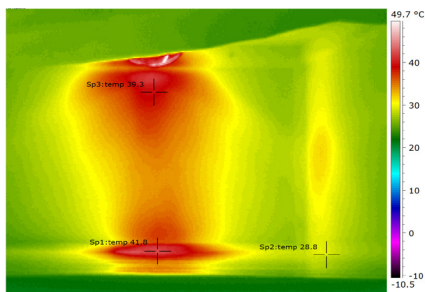
Thermographic difference of the ordinary heating lamp vs Master Heater



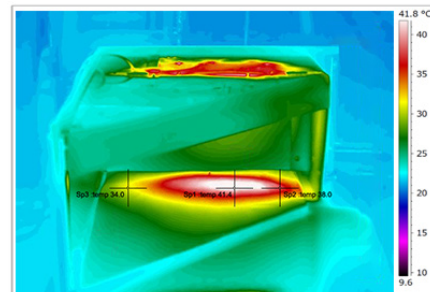
162 °C Above the bulb
72,0 °C Lamp base
23,6 °C Left side from the lamp



41,9 °C Above the heating element
23,8 °C Left part above Master Heater
22,7 °C Next to Master Heater, front



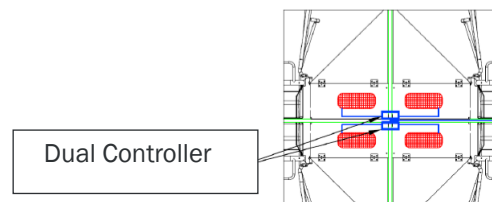
41,8 °C Floor under the lamp
28,8 °C The right side from the lamp
39,3 °C Under the lamp/ lid



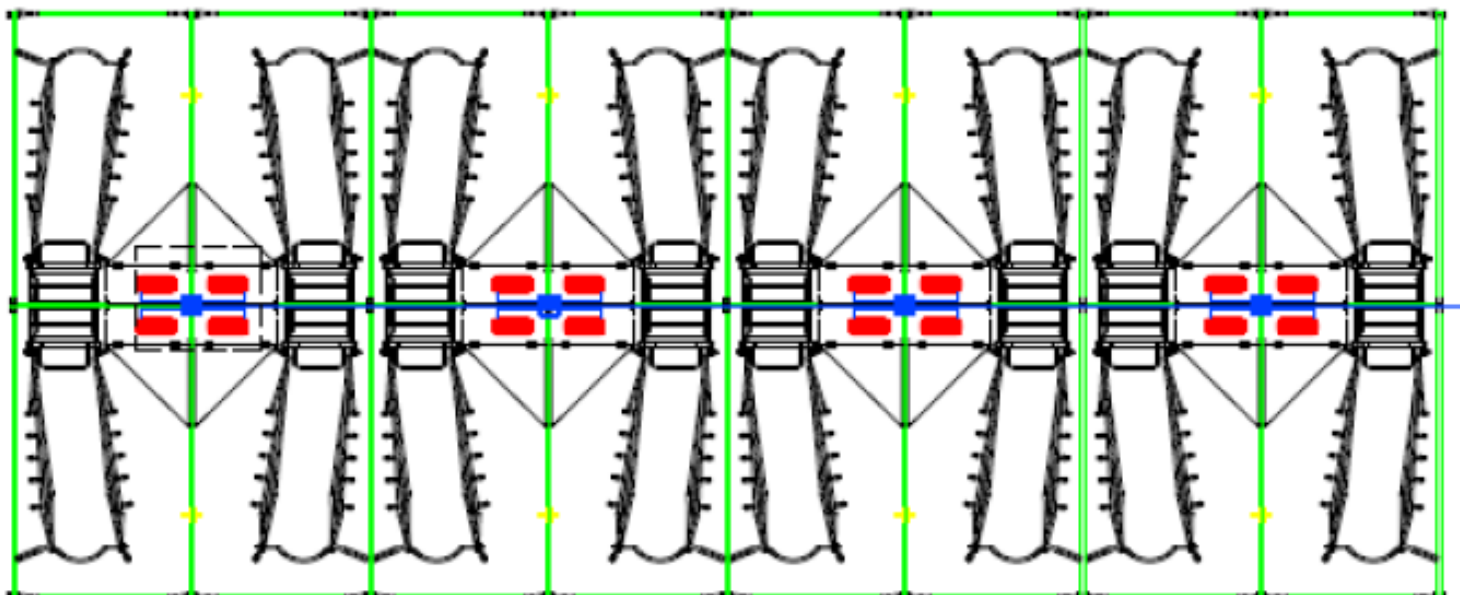
41,4 °C Floor under Master Heater, middle
38,0 °C Floor under Master Heater, right side
34,0 °C Floor under Master Heater, leftside

RECOMMENDATION 1

This installation is the most popular, and it has been set up at Moutrup A/S, by Christoffer Hensberg



Installation of 16 Master Heater with 8 Dual Controllers.



- Dual control for two Master Heater
- Possible to adjust half/full amount of Watt at each device

”

We have chosen to install Master Heater in our new stable. We have a total of 740 Master Heater fitted with the Dual Controller. We are very pleased with the Master Heater, they provide a good heat distribution in the cave and the Dual Controller ensures that we can adjust the heat according to the needs of the pig. Durability is very high, we clean them with high pressure cleaners and it has not caused any problems.

Christoffer Hensberg - Moutrup A/S

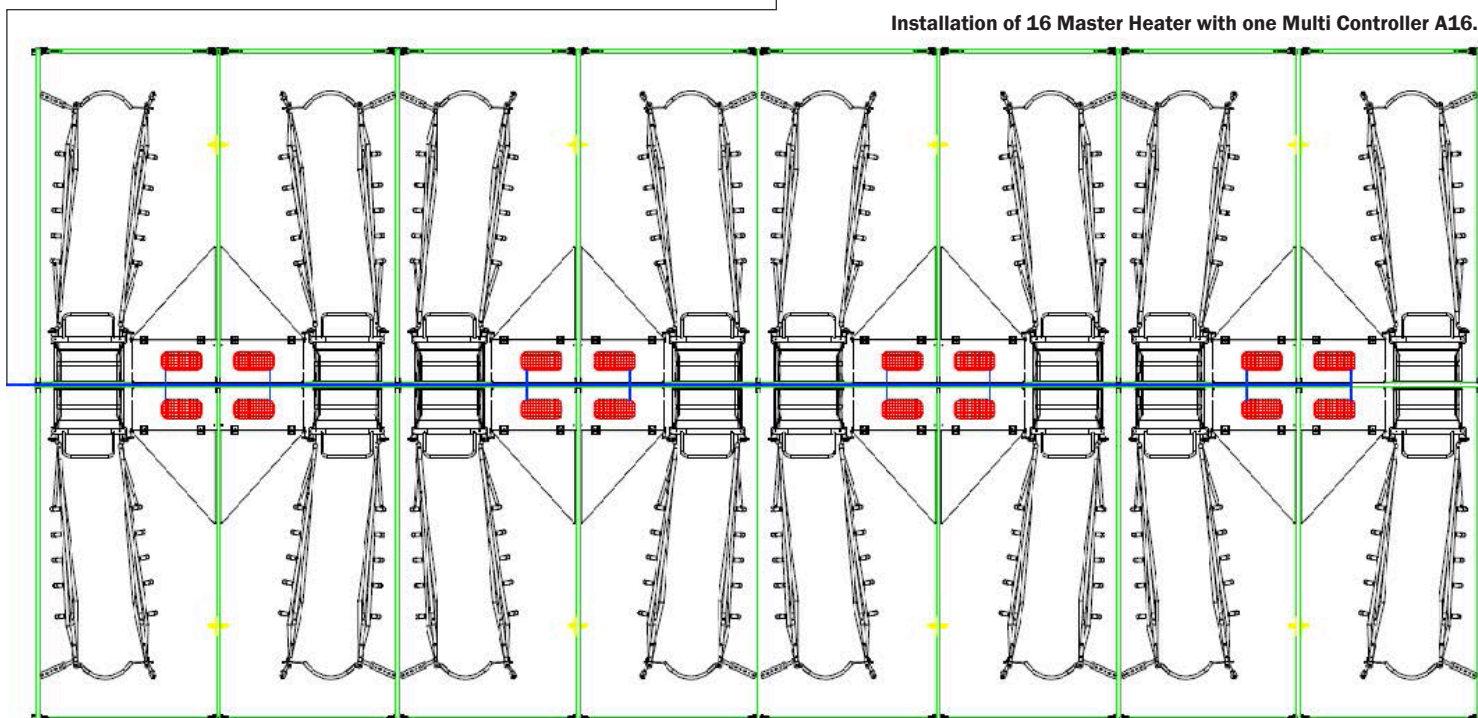
RECOMMENDATION 2

An example of how Jonas Juhl from Grøndal has done in his stable

”We have switched to Master Heater® in all our stables”
Jonas Juhl - Grøndal

Multi Controller A16

Installation of 16 Master Heater with one Multi Controller A16.



- Possibility to control half / full power on up to 18 Master Heater at the same time

”

We put the first Master Heater up in our stable in 2013, and since then we have switched to Master Heater in all our stables. Of all the Master Heater we've set up over time, every single one still works today. Cleaning the Master Heater works with the high pressure cleaner during the washing of the stables. We are extremely pleased with our choice for Master Heater.

Jonas Juhl - Grøndal

| MASTER HEATER |

The new generation of heating lamps



| FUNKI |

ACO FUNKI A/S

Kirkevænget 5 | 7400 Herning | Denmark
+45 9711 9600 | www.acofunki.com

DANISH DESIGN | GERMAN QUALITY | GLOBAL EXPERIENCE