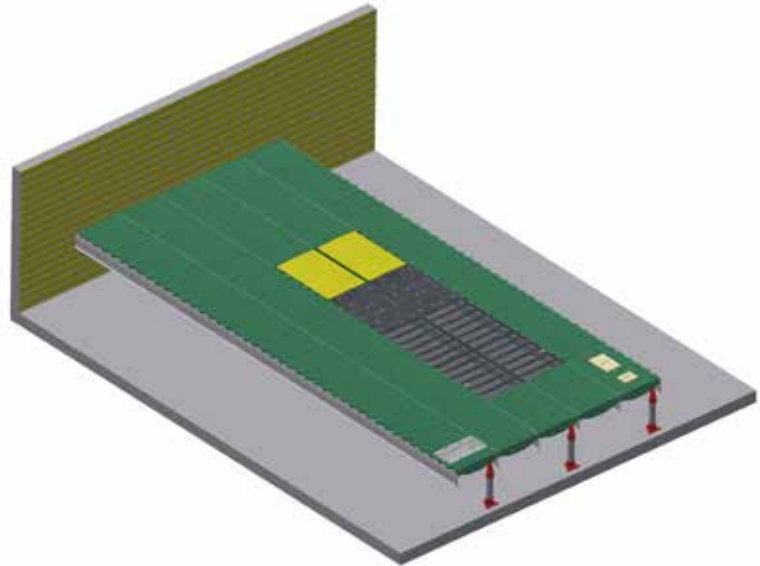



MOUNTING INSTRUCTION



COMBI-FLOOR



ACO FUNKI A/S
Kirkevænget 5
DK-7400 Herning

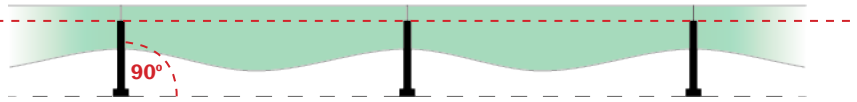
Tel. +45 9711 9600
Fax +45 9711 9677
www.acofunki.com

MOUNTING OF SUPPORT FOR COMBI-FLOOR

>>> **NOTE** <<< Room, slats and support has to be climatized to 15-18 ° before mounting.



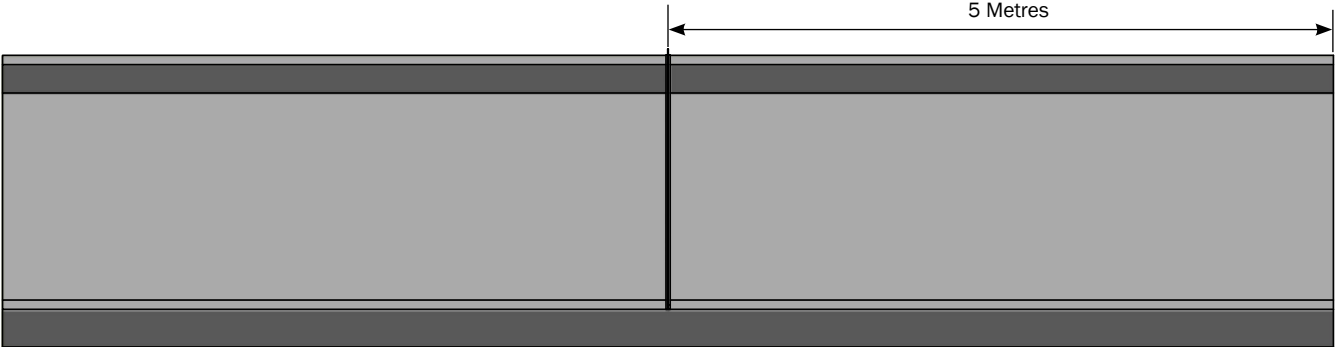
NOTE: The top of the supports must not vary more than max. +/- 2mm



E.g 10 Metres

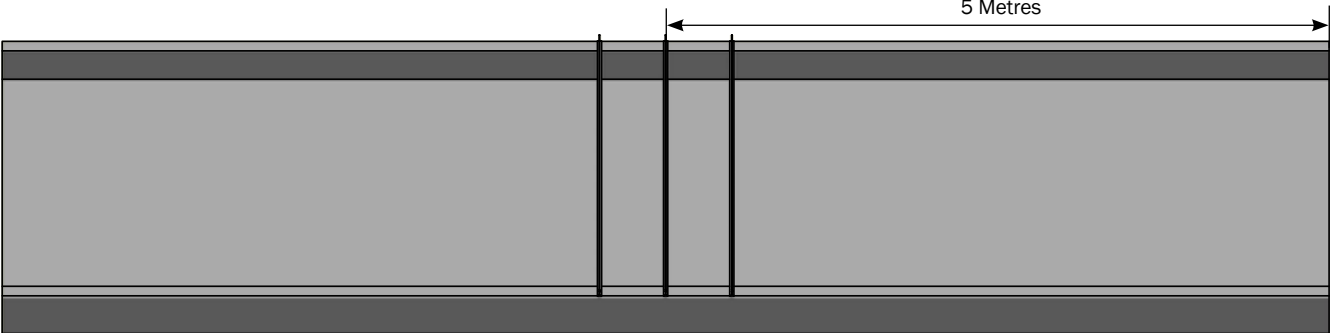


5 Metres



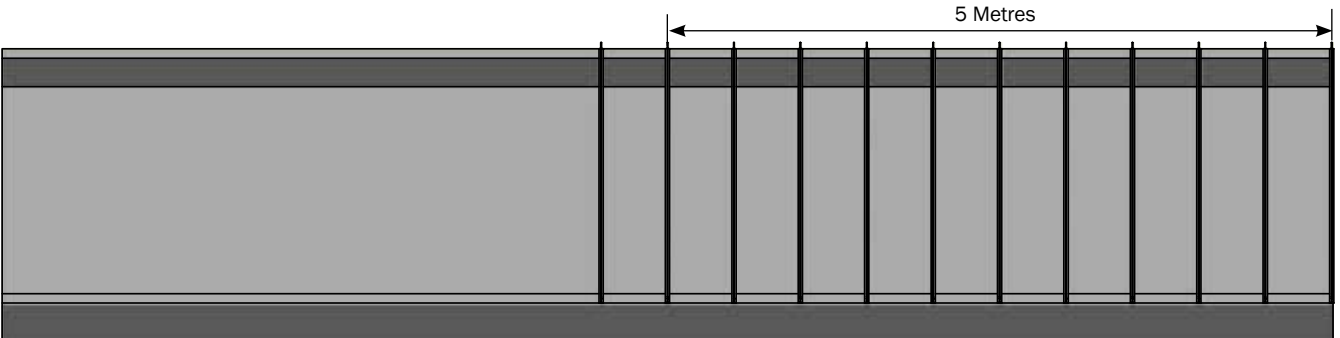
The first support is placed in the middle of the slurry pit

5 Metres



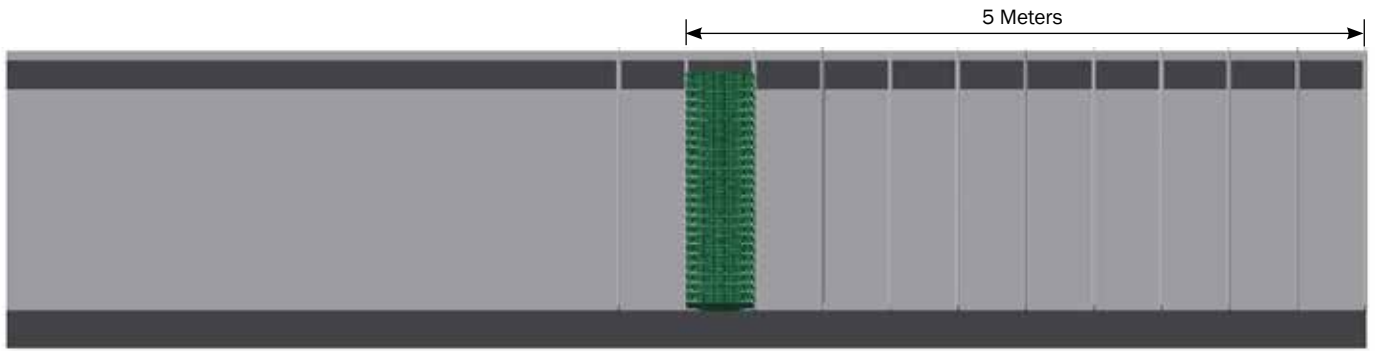
Then place one support on each side of the first support.

5 Metres

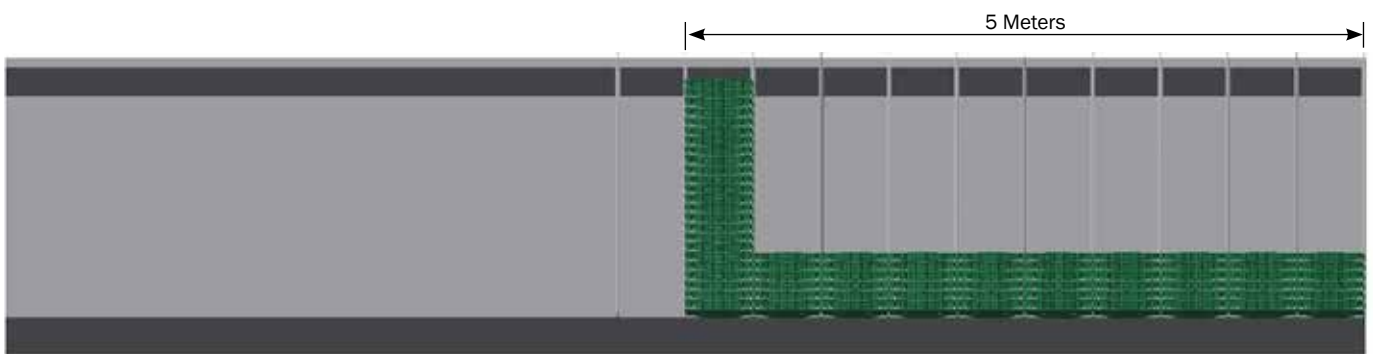


After that, place the rest of the support on the first side.

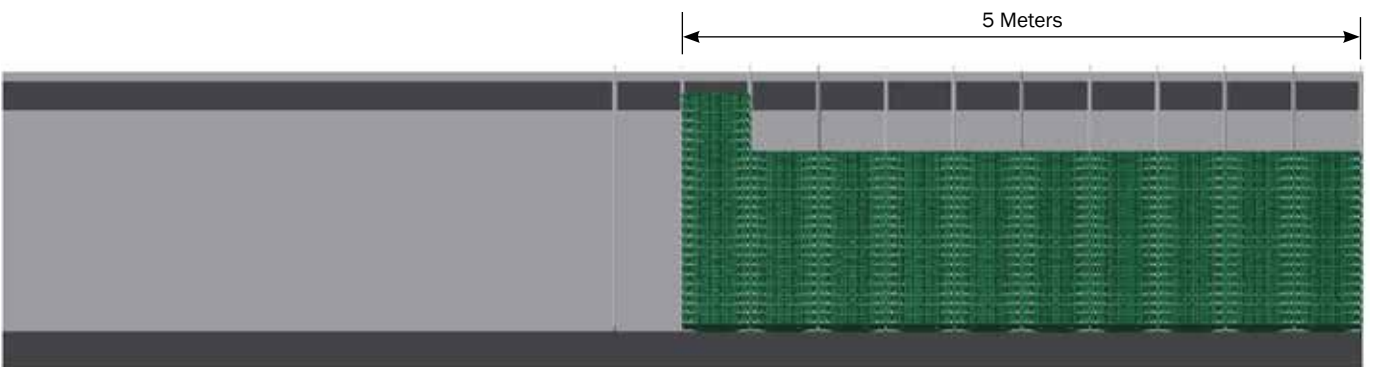
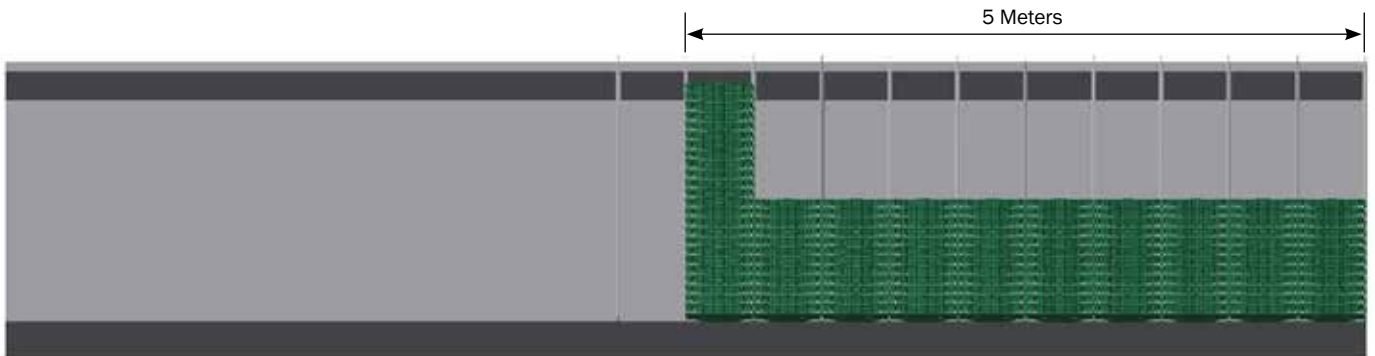
MOUNTING OF SLATS FOR COMBI-FLOOR




The first slat is placed between the center support and the support after.




Slats is placed in extension of each other sideways





MOUNTING OF SLATS FOR COMBI-FLOOR





Placing of support side 2



Slats is placed in extension of each other sideways.

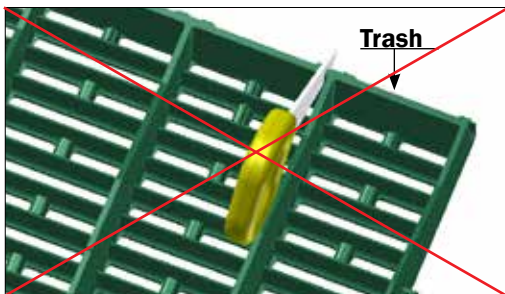


MOUNTING OF SLATS FOR COMBI-FLOOR




ADAPTATION OF SLATS

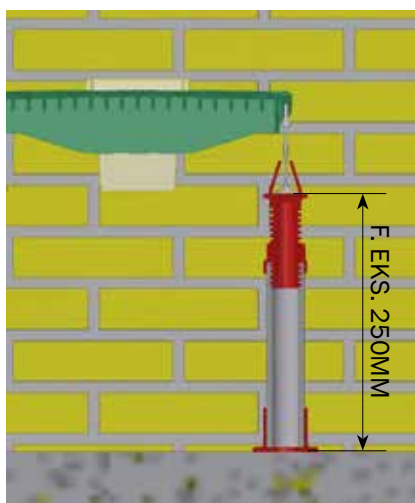
AGAINST THE CORRIDOR



AGAINST THE WALL



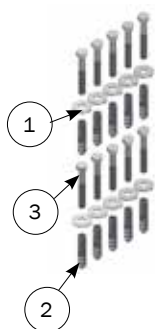
MOUNTING OF SUPPORT LEGS FOR FIBERGLASS



1 SCREW IS MOUNTED PER POST.


DEDUCTIONS FOR PIPES:

EX. TOTAL LENGTH 250MM - 75MM = PIPE LENGTH

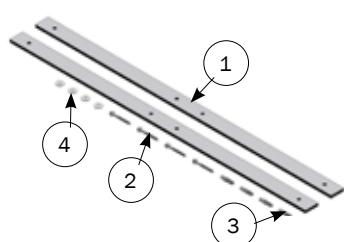
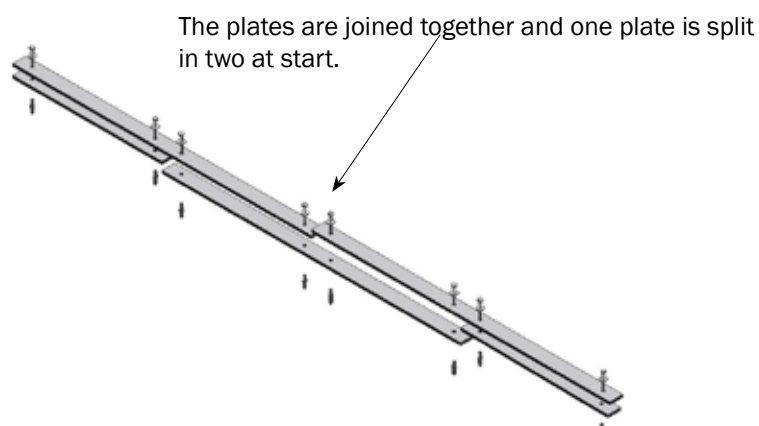
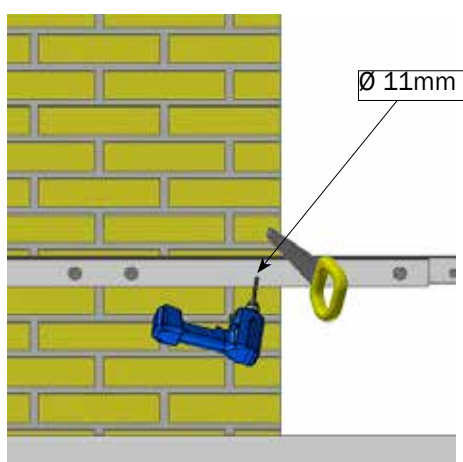


NO.	ITEM NO.	DESCRIPTION	PCS.
	4800015	10 PCS. STAINL. COACH SCREWS M8X60 + DOWEL + WASHER	
1	35600058	NUT WASHER Ø8X8,4/24/2 A2 DIN9021	(10) 1
2	39900120	WALL PLUG 10X50MM	(10) 1
3	34908061	COUCH SCREW M8X60 A2 DIN 571	(10) 1

NO.	ITEM NO.	DESCRIPTION	PCS.
1	96980	FOOTBR. F/SUPPORT LEG GLASSFIBRE SUPPORT	1
2	96981	TUBE SUPPORT LEG GLASSFIBRE SUPPORTS, LENGTH 5 METER	1


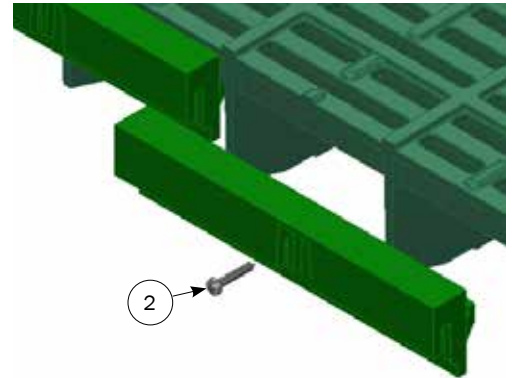
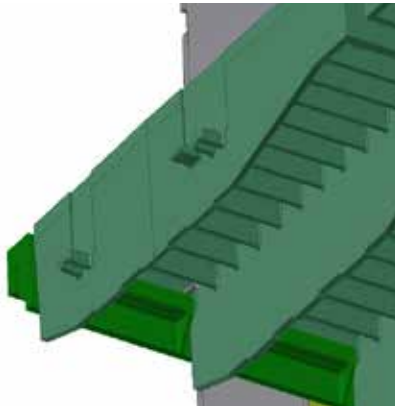
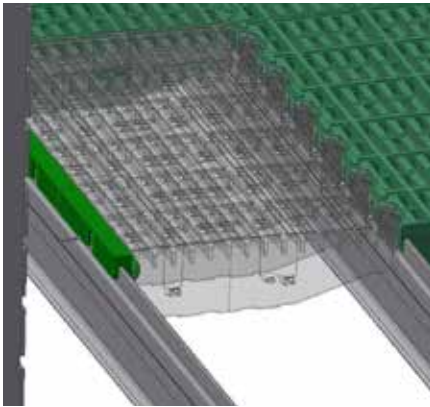


MOUNTING OF WALL BRACKET FOR FLOOR



NO.	ITEM NO.	DESCRIPTION	PCS.
	2900630	MOUNTING KIT WALL BRACKET FOR FLOOR	
1	8500280	FIBER WALL BRACKET FOR FLOOR SYSTEM	2
2	34900033	COUCH SCREW M8X70 A2 DIN 571	4
3	39900120	WALL PLUG 10X50MM	4
4	35600058	NUT WASHER Ø8X8,4/24/2 A2 DIN9021	4

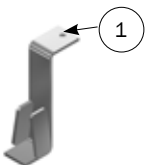
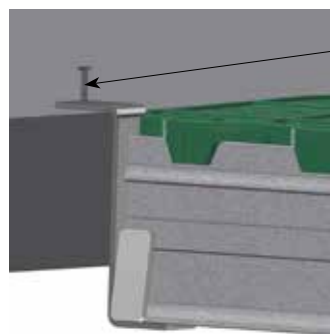

MOUNTING OF SIDE RAIL FOR PLASTIC GRATING



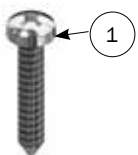
NO.	ITEM NO.	DESCRIPTION	PCS.
1	18083	CROSS-SECTION ADAPTER FOR PLASTIC SLAT 20 CM	1
2	34900012	PAN HEAD ST 4.2X25 MM A2 DIN 7981C	1

DEDUCTIONS - 15MM PER JUMP.			
	400 GRATE	500 GRATE	600 GRATE
MIN. GRATE SIZE	50	50	50
MAX. GRATE SIZE	385	485	358

MOUNTING OF Z SUPPORT


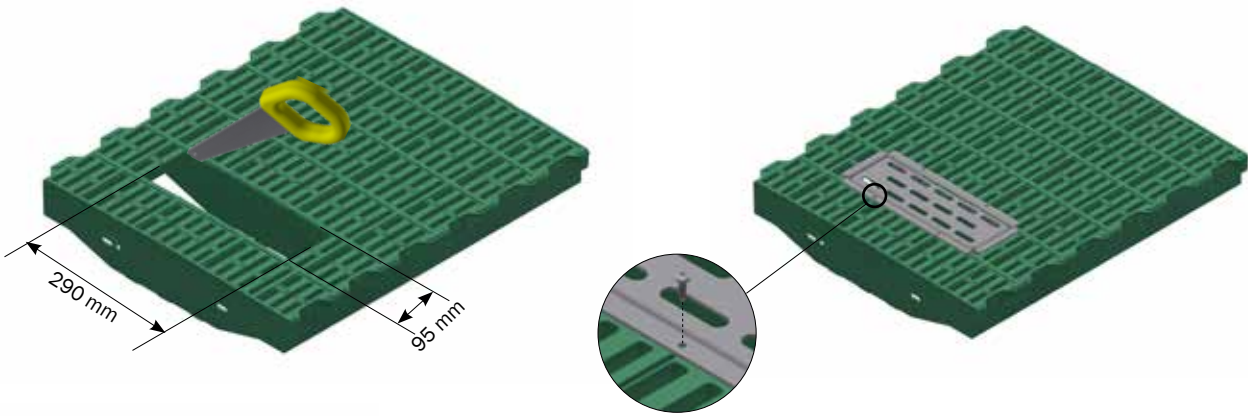


NO.	ITEM NO.	DESCRIPTION	PCS.
1	2150619	Z SUPPORT 135 MM FOR 120 MM GLASSFIBER SUPPORT	1



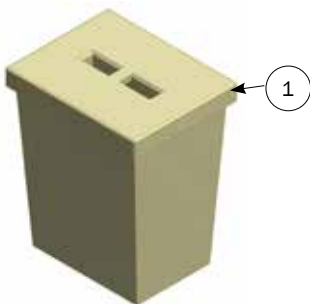

NO.	ITEM NO.	DESCRIPTION	PCS.
1	34900012	SHEET SCREW 4.2X25 PH X-SLOT A2 DIN 7981 C	1

MOUNTING OF MUCK TRAP




	ITEM NO.	DESCRIPTION	PCS.
	562605	MUCK TRAP 31 X 11 CM, STAINLESS STEEL INCL. SCREWS	1
1	562600	MUCK TRAP STAINLESS STEEL FOR FARROWING PENS 31 X 11 CM	1
2	18841	PAN HEAD ST 3.9X13 MM A2 DIN 7981C	4

MOUNTING OF CLEANING PLUGS



NO.	ITEM NO.	DESCRIPTION	PCS.
1	01777	CLEANING PLUG L13 X B10 X H15CM	1



NO.	ITEM NO.	DESCRIPTION	PCS.
1	554164	CLEANING PLUG IN POLY FOR PLASTIC GRATINGS, L21 X B13 X H7 CM	1