



## STAINLESS STEEL TROUGHS

**Material:** 1 mm stainless steel  
**Length:** 60-600 cm

### Wean-To-Finish, finishers, young sows - double trough

Volume per meter 49 l  
 Height 14,5 cm  
 Width upper/lower 49,7 cm / 20 cm

### Wean-To-Finish, finishers, young sows - single trough

Volume per meter 24,5 l  
 Height 14,5 cm  
 Width upper/lower 24 cm / 7 cm

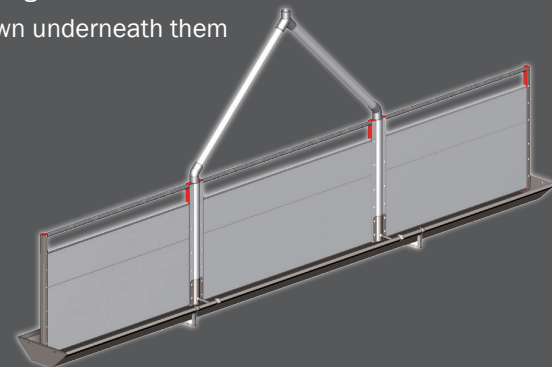
### Weaners - double trough

Volume per meter 38 l  
 Height 12 cm  
 Width upper/lower 43 cm / 20 cm

### Weaners - single trough

Volume per meter 16 l  
 Height 12 cm  
 Width upper/lower 20 cm / 6 cm

- Well designed and reliable
- Animal welfare and hygiene
- Completely smooth surface inside = minimum risk of injuries to the animal and accumulation of feed residue
- Suited for both dry and liquid feeding
- Minimum feed waste: inverted edge
- Easy cleaning: the troughs are mounted free on the floor allowing washing down underneath them

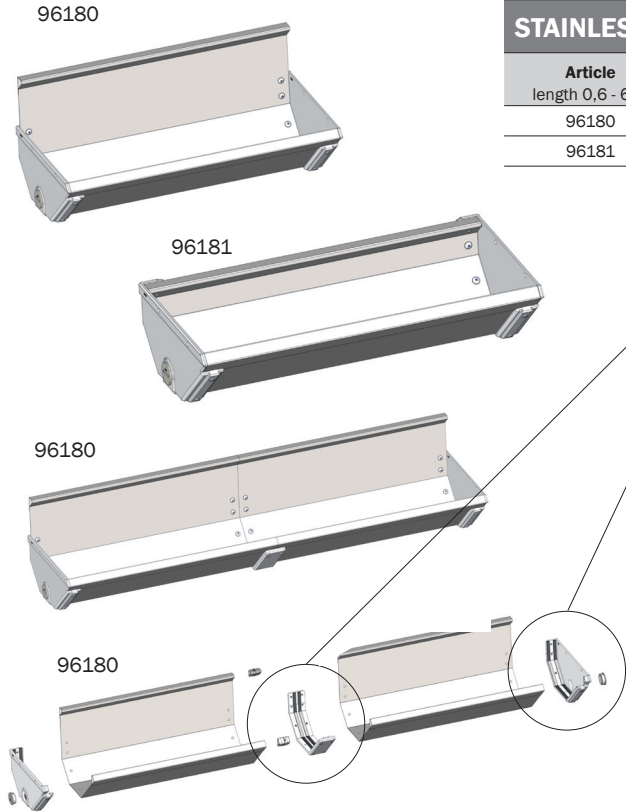


# STAINLESS STEEL TROUGHS

Made of strong stainless steel. Can be used for liquid feeding walls.

**STAINLESS STEEL TROUGHS** - Equally well suited for dry feeding as well as for liquid feeding in all sections

- Everlasting: 1 mm stainless steel
- Minimal feed waste: Inverted edges
- Hygiene and animal welfare: The edges are rolled on the outside so the surface is smooth on the inside. Minimising the risk of accumulation of feed remains and injuries to the animals
- Flexibility: Individually adapted length from 60 to 600 cm
- Cheap assembly: Easy handling, as the troughs are lighter than concrete
- Easy to clean: The troughs are mounted free of the floor, allowing washing down underneath them



## STAINLESS STEEL TROUGHS for all types of pens and INN-O-FLEX

Article length 0,6 - 6 m	Description	Volume per m	Height	Width upper	Width lower
96180	For boxes with front rails	32,5 l	14,3 cm	32,5 cm	11,5 cm
96181	For boxes with front gate	32,5 l	14,3 cm	32,5 cm	11,5 cm




## END GABLES AND ASSEMBLY KITS for stainless steel troughs

Article	Description	For the trough
31025	End gable PVC for 1 trough	96180 and 96181
31030	Assembly kit PVC for 1 trough	96180 and 96181
31040	End gable PVC for SS trough w/front bars	96180
1700042	Assembly kit for SS trough w/front bars	96180
1700045	End gable PVC for SS trough at front gate	96181
1700046	Assembly kit for SS trough at front gate	96181

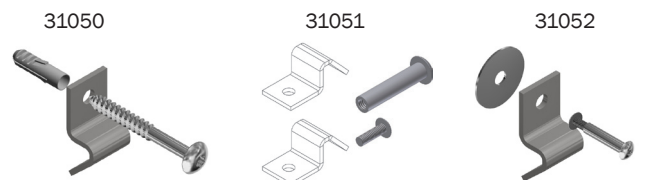
## STAINLESS STEEL TROUGHS for INN-O-WALL

Article length 1 - 6 m	Description	Volume per m	Height	Width upper	Width lower
39234	Double trough for WTF, finishers and gilts	49 l	14,5 cm	49,7 cm	20 cm
39211	Single trough for WTF, finishers and gilts	24,5 l	14,5 cm	24 cm	7 cm
39215	Double trough for weaners	38 l	12 cm	43 cm	20 cm
39218	Single trough for weaners	16 l	12 cm	20 cm	6 cm



## WALL BRACKETS FOR TROUGHS

Article	Description
31050	For single trough against wall
31051	For single trough single against panel
31052	For single trough double against panel



## FOOT BRACKETS FOR TROUGHS

Article	Description
31002	Foot bracket and support leg, double trough, weaners
31000	Foot bracket and support leg, double trough, finishers
31001	Foot bracket, single trough, finishers
31003	Foot bracket, single trough, weaners
30053	Adapter support leg directly on panel

