

PHASE FEEDING CONCEPTS

Dry feeding systems for sows, weaners and finishers



MULTICONTROLLER



**ONE BUTTON CONTROLS
THE ENTIRE ROW**

- Multiple solutions:
 - COLOR FEED SINGLE**
 - COLOR FEED GROUP**
 - AUTO FEED CURVE**
 - AUTO FEED SECTION**
- The system delivers the right amount of feed to the animals at exactly the right time
- Better animal welfare
- Less piglets mortality
- Reduced risk of fever
- Connected to Funki MultiController

| COLOR FEED |

Phase feeding on a pen/section level

COLOR FEED SINGLE

Phase feeding on a pen level


- Regulates the feed type individually for each pen
- At each Master Valve, there is a contact for manual control of which feed type should be used
- If the red valve is open, the feed dispenser will be filled with feed mix 1 - **RED**

FEED MIX OPTIONS WITH COLOR FEED

FEED	MIX OF 2
6	0
5	1
4	2
3	3
2	4



COLOR FEED SINGLE: Phase feeding valve in a weaner unit

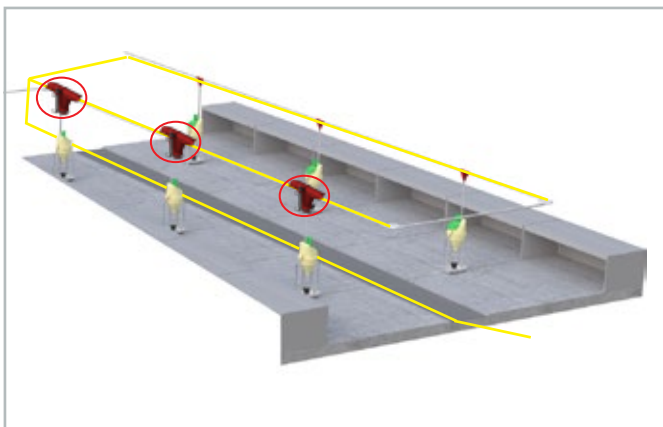


COLOR FEED SINGLE: Phase feeding valve in a farrowing unit

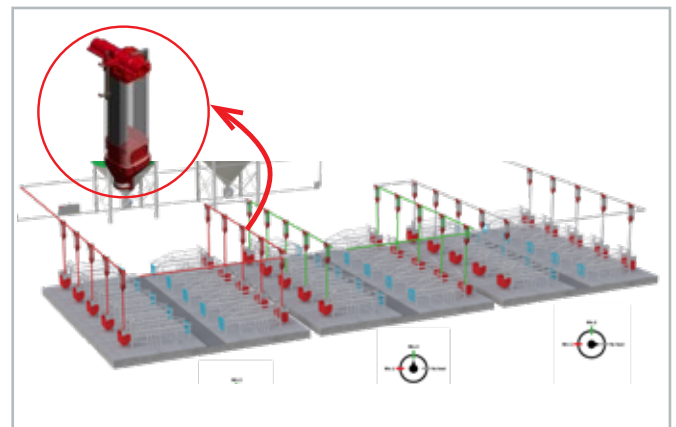
COLOR FEED GROUP

Phase feeding on a section level

- Regulates the feed type for each section.
- There is an air switch on each row, typically just outside the section or row to manually determine what feed will be used in the section.
- If the valve "Yellow" is open, the dispensers will only fill with Mix 2 - **YELLOW**.



COLOR FEED GROUP: Phase feeding valve in a weaner unit



COLOR FEED GROUP: Phase feeding valve in a farrowing unit

| AUTO FEED |

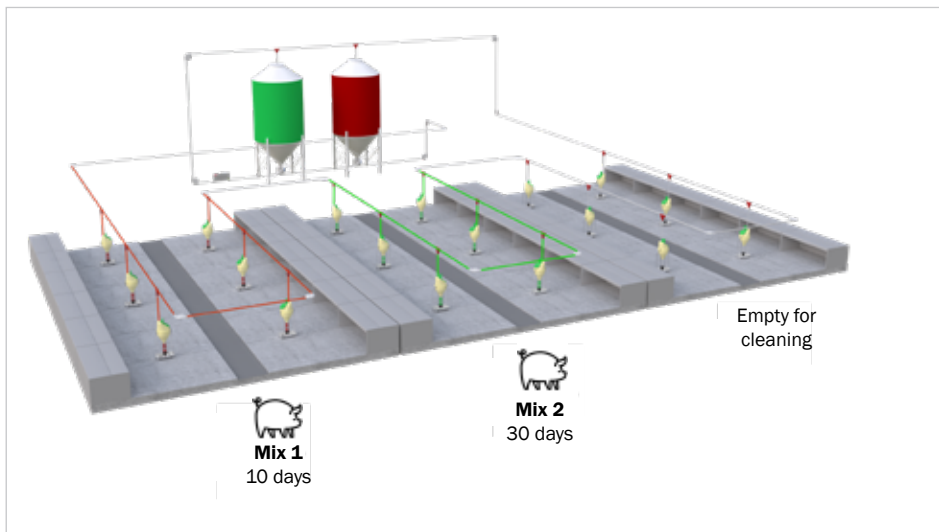
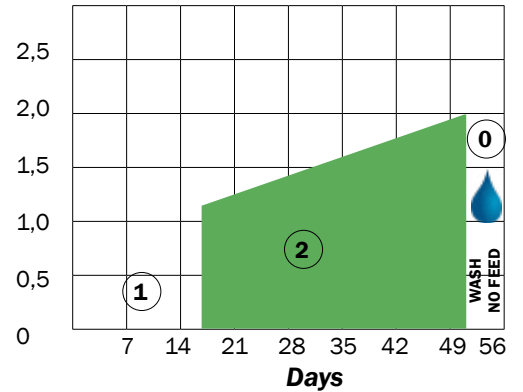
Phase feeding according to feed curves

AUTO FEED CURVE


Phase feeding according to feed curves

- Run automatically up to 4 different feed types in one circuit system. For example, 4 feed types and 3 mixes.
- For each Row or Section, 2 solenoids (one for opening and one for blowing out) can be mounted centrally, or just outside each place. Funki Dry/Sow Multi can run up to 32 groups per feeding system.
- In the MultiController software, each group is defined with a feed curve. This curve will daily determine if the pen will receive the feed type 1 - 7.

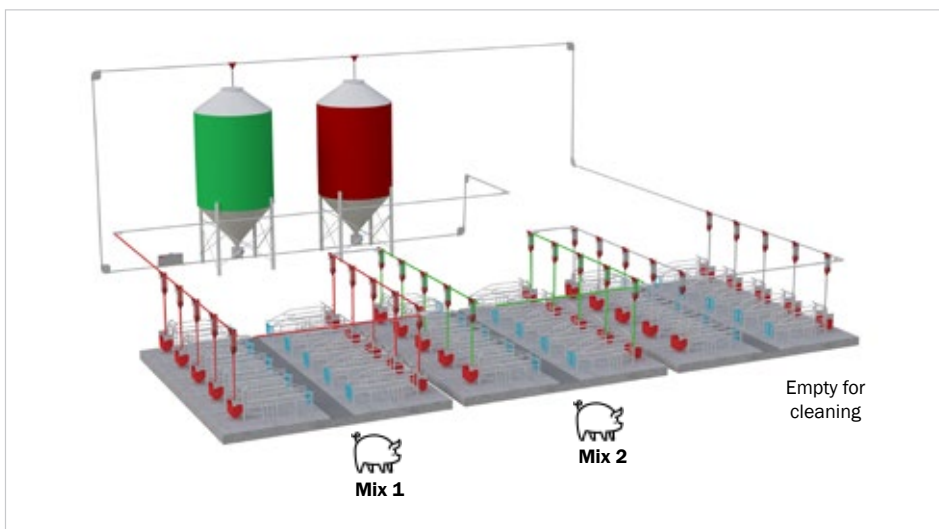
Amount of feed, kg



AUTO FEED CURVE: Phase feeding in a weaner unit



Automatic open and close magnetic valve per section per feed mix



AUTO FEED CURVE: Phase feeding in a farrowing unit

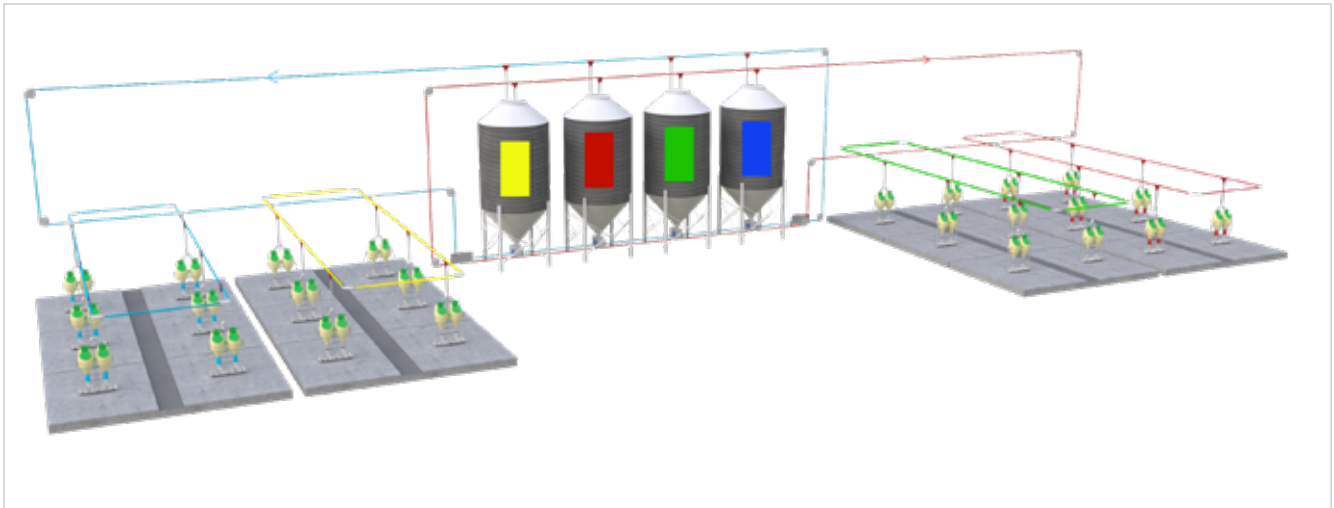
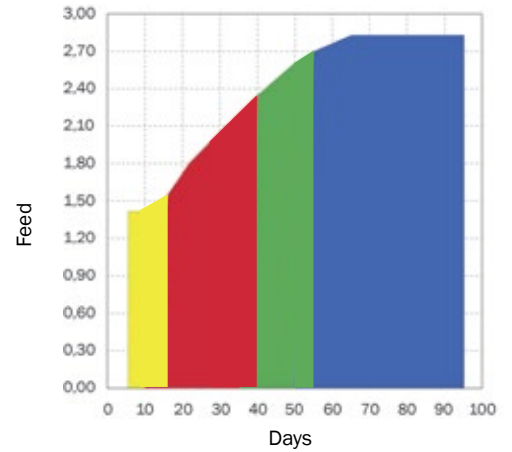
| AUTO FEED |

Flexible dry feeding control unit

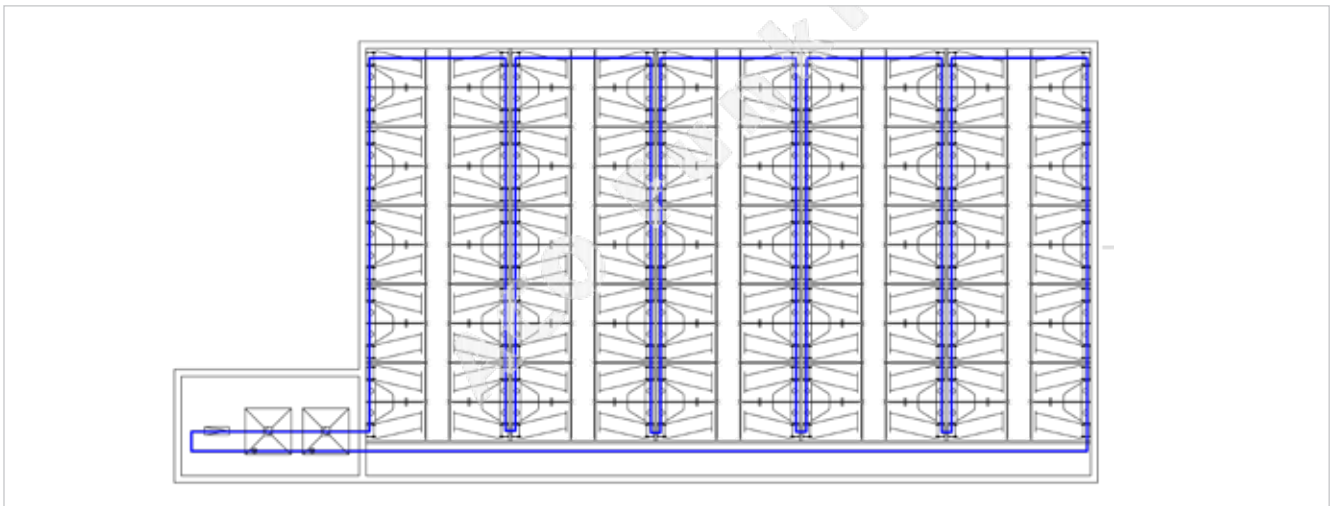
AUTO FEED SECTION

Flexible dry feeding control

- Funki Dry/Sow Multi Section is a flexible dry feeding control unit which is very easy to operate.
- The system can be adapted according to individual customer's needs and wishes.
- Funki Dry/Sow Multi Section can be made for both phase feeding and step-phase feeding.
- The multi-phase feeding will mix the feed from 2 silos with frequency regulated speed control and there is a return silo for each section.



AUTO FEED SECTION: Phase feeding in a weaner unit



AUTO FEED SECTION: Phase feeding in a farrowing unit

Subject to changes in materials and design is reserved.

B-1062-GB