


Mounting instruction

Slat Closer
M-8520-GB



Danish Design
German Quality
Global Experience



Quality
ce



Description for Slat closer Model QUICK.

General Description

Recommendations:

- Tools: Rubber mallet.
Saw or angle grinder.
- Fit gab from 16 mm - 22 mm

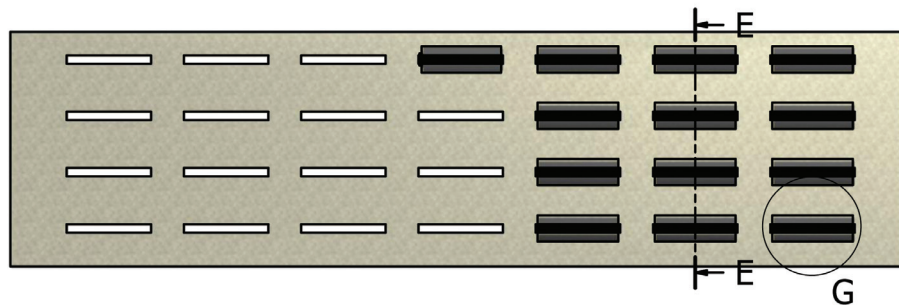
Procedure

1. Cut the "slat closer" 8-10 mm shorter than gab length.
2. The Slat closer is now ready for installation, place slat closer in the middle of the gab, then tap it into the gab with a rubber mallet, start at one end.

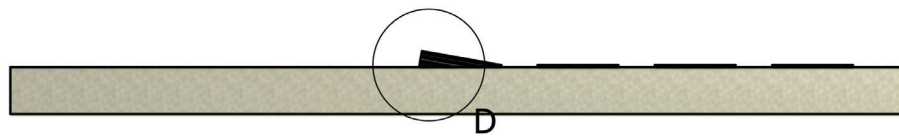
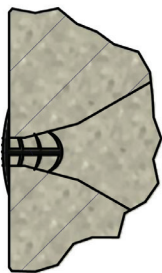
E-E (1 : 10)




F



F (1 : 3)



D (1 : 3)



G (1 : 3)

