

The ACO logo consists of three vertical red bars of varying heights, with the letters 'A', 'C', and 'O' in white, bold, sans-serif font positioned within the bars.

ACO

The FUNKI logo features the word 'FUNKI' in a bold, black, sans-serif font, centered between two vertical red bars.

| FUNKI |



SILO & FLEX AUGER

Valid from 1 May 2024

Price list 2024 

CONTENTS LIST

STEEL SILO ASIA 4

STEEL SILO 6

FIBERGLASS SILO 11

FLEX AUGER 75 MM 14

FLEX AUGER SPARE PARTS 75 MM 14

FLEX AUGER 90 MM 15

FLEX AUGER SPARE PARTS 90 MM 15

FLEX AUGER ACCESSORIES 16

TERMS OF SALES AND DELIVERY 18

* more than 8 weeks delivery

OVERVIEW OF STEEL SILOS

Model	Picture	No. of rings	No. of legs	Funnel	Volume (*) (T= m ³ /0,67)	Filling height (mech.)	Item no. (mech.)
ACF151		1	4	67°	2,70 m ³ / 1,81 T	3423 mm	567100
ACF152		2	4	67°	4,10 m ³ / 2,75 T	4239 mm	567101
ACF211		1	4	67°	6,40 m ³ / 4,29 T	4329 mm	567103
ACF212		2	4	67°	9,30 m ³ / 6,23 T	5145 mm	567104
ACF213		3	4	67°	12,20 m ³ / 8,17 T	5961 mm	567105
ACF272		2	6	60°	15,80 m ³ / 10,59 T	5308 mm	567107
ACF273		3	6	60°	20,60 m ³ / 13,80 T	6124 mm	567108
ACF274		4	6	60°	25,50 m ³ / 17,09 T	6968 mm	567109
ACF362		2	8	60°	32,10 m ³ / 21,51 T	6409 mm	567111
ACF363		3	8	60°	40,60 m ³ / 27,20 T	7225 mm	567112
ACF364		4	8	60°	49,10 m ³ / 32,90 T	8041 mm	567113

Sheet thickness

- 1 mm
- 1,2 mm
- 1,5 mm

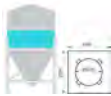
(*) Calculator for feed: 0.67 t/m³

Silo with MECH loading system total height. Total silo height + 400 mm

All silos min. 860 mm from outlet to floor. Outlet Ø422

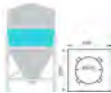
Steel Silo Asia

567100 *



ACF151M STEEL SILO MECHANICAL WITH LADDER

567101 *



ACF152M STEEL SILO MECHANICAL WITH LADDER

567103 *



ACF211M STEEL SILO MECHANICAL WITH LADDER

567104 *



ACF212M STEEL SILO MECHANICAL WITH LADDER

567105 *



ACF213M STEEL SILO MECHANICAL WITH LADDER

567107 *



ACF272M STEEL SILO MECHANICAL WITH LADDER

567108 *



ACF273M STEEL SILO MECHANICAL WITH LADDER

567109 *



ACF274M STEEL SILO MECHANICAL WITH LADDER

567111 *



ACF362M STEEL SILO MECHANICAL WITH LADDER

567112 *



ACF363M STEEL SILO MECHANICAL WITH LADDER

567113 *



ACF364M STEEL SILO MECHANICAL WITH LADDER



OVERVIEW OF STEEL SILOS

Model	Picture	No. of rings	No. of legs	Funnel	Volume (T= m ³ /0,67)	Item no. (pneum.)	Total height (pneum.) = Filling height (mech.)	Item no. (mech.)	Total height (mech.)
AF181		1	4	60°	4,20 m ³ / 2,80 T	567021	3367 mm	567022	4030 mm
AF182		2	4	60°	6,60 m ³ / 4,40 T	567023	4269 mm	567024	4932 mm
AF183		3	4	60°	9,00 m ³ / 6,00 T	567025	5171 mm	567026	5834 mm
AF212		2	4	60°	9,00 m ³ / 6,00 T	567031	4567 mm	567032	5072 mm
AF213		3	4	60°	12,10 m ³ / 8,10 T	567033	5469 mm	567034	5974 mm
AF214		4	4	60°	15,20 m ³ / 10,20 T	567035	6371 mm	567036	6876 mm
AF215		5	4	60°	18,30 m ³ / 12,30 T	567037	7273 mm	567038	7778 mm
AF253		3	4	60°	18,00 m ³ / 12,10 T	567041	5931 mm	567042	6318 mm
AF254		4	4	60°	22,40 m ³ / 15,00 T	567043	6833 mm	567044	7220 mm
AF255		5	4	60°	26,80 m ³ / 18,00 T	567045	7735 mm	567046	8122 mm
AF256		6	4	60°	31,20 m ³ / 20,90 T	567047	7273 mm	567048	9024 mm
AF284		4	6	60°	29,00 m ³ / 19,40 T	567051	7180 mm	567052	7466 mm
AF285		5	6	60°	34,60 m ³ / 23,20 T	567053	8082 mm	567054	8368 mm
AF286		6	6	60°	40,20 m ³ / 26,90 T	567055	8984 mm	567056	9270 mm
AF352		2	8	60°	30,30 m ³ / 20,30 T	567059	6175 mm	567060	7071 mm
AF253		3	8	60°	39,00 m ³ / 26,10 T	567061	7070 mm	567062	7973 mm
AF354		4	8	60°	47,70 m ³ / 32,00 T	567063	7979 mm	567064	8875 mm

Sheet thickness

- 1 mm
- 1,25 mm
- 1,5 mm

Steel Silo



567021 *

AF181P STEEL SILO PNEUMATIC WITHOUT LADDER



567022 *

AF181M STEEL SILO MECHANICAL WITH LADDER



567023 *

AF182P STEEL SILO PNEUMATIC WITHOUT LADDER



567024 *

AF182M STEEL SILO MECHANICAL WITH LADDER



567025 *

AF183P STEEL SILO PNEUMATIC WITHOUT LADDER



567026 *

AF183M STEEL SILO MECHANICAL WITH LADDER



567031 *

AF212P STEEL SILO PNEUMATIC WITHOUT LADDER



567032 *

AF212M STEEL SILO MECHANICAL WITH LADDER



567033 *

AF213P STEEL SILO PNEUMATIC WITHOUT LADDER



567034 *

AF213M STEEL SILO MECHANICAL WITH LADDER



567035 *

AF214P STEEL SILO PNEUMATIC WITHOUT LADDER



567036 *

AF214M STEEL SILO MECHANICAL WITH LADDER



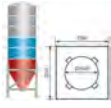
567037 *

AF215P STEEL SILO PNEUMATIC WITHOUT LADDER



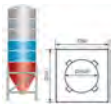
567038 *

AF215M STEEL SILO MECHANICAL WITH LADDER



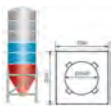
567041 *

AF253P STEEL SILO PNEUMATIC WITHOUT LADDER



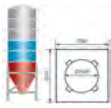
567042 *

AF253M STEEL SILO MECHANICAL WITH LADDER



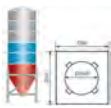
567043 *

AF254P STEEL SILO PNEUMATIC WITHOUT LADDER



567044 *

AF254M STEEL SILO MECHANICAL WITH LADDER



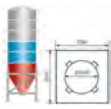
567045 *

AF255P STEEL SILO PNEUMATIC WITHOUT LADDER



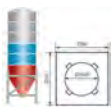
567046 *

AF255M STEEL SILO MECHANICAL WITH LADDER



567047 *

AF256P STEEL SILO PNEUMATIC WITHOUT LADDER




567048 *

AF256M STEEL SILO MECHANICAL WITH LADDER



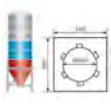
567051 *

AF284P STEEL SILO PNEUMATIC WITHOUT LADDER



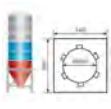
567052 *

AF284M STEEL SILO MECHANICAL WITH LADDER



567053 *

AF285P STEEL SILO PNEUMATIC WITHOUT LADDER



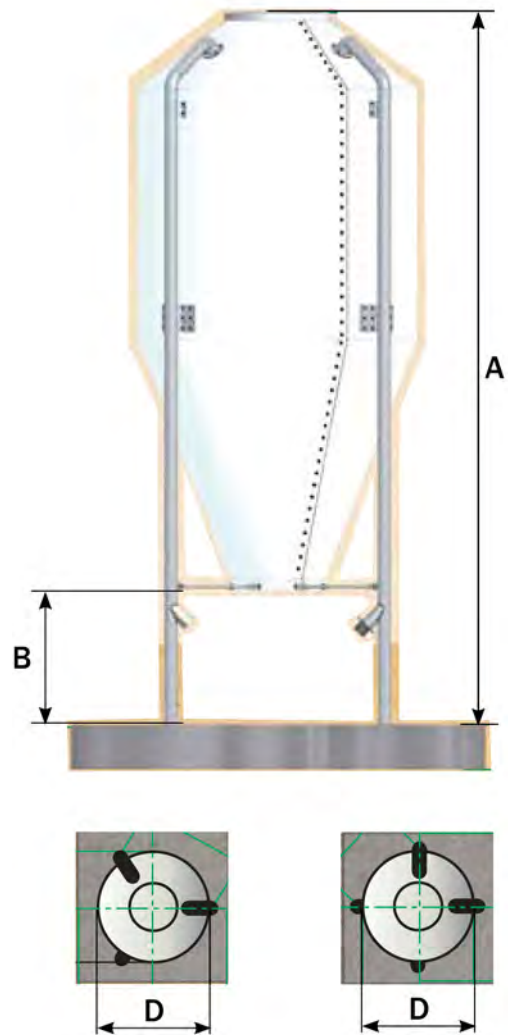
567054 *

AF285M STEEL SILO MECHANICAL WITH LADDER

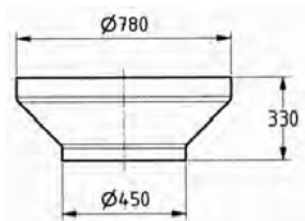


FIBERGLASS SILOS OVERVIEW

Model	Pcs Legs	Article nr	Volume		DIMENSIONS		
			m ³	Ton	A	B	D
AF04	3	567001	4,0	2,4	3720	1050	1600
AF06	3	567002	6,0	3,6	4190	1050	2000
AF08	3	567003	8,0	4,8	4780	1050	2000
AF10	3	567004	10,0	6,0	5080	1050	2200
AF12	3	567005	12,0	7,2	5620	1050	2200
AF15	4	567006	15,0	9,0	5980	1050	2400
AF18	4	567007	18,0	10,8	6650	1050	2400
AF20	4	567008	20,0	12,0	6900	1050	2470
AF26	4	567009	26,0	15,0	7620	1050	2600
AF31	4	567010	31,0	18,6	8800	1050	2600
AF40	4	567011	40,0	24,0	8450	1050	3000
AF52	4	567012	52,0	31,2	10010	1050	3000
AF66	4	66,0	39,6	12010	1050	3000	



EXTRA FOR FIBERGLASS SILOS		
MODEL COP05	567000	GALVANIZED HATCH FOR FIBERGLASS SILO



BOTTOM FOR SILOS	
MODEL 30K	SILO COMES WITH BOTTOM ADAPTOR FOR ACO FUNKI FLEX AUGER

Glass Fibre Silo



567001

AF04 GLASS FIBER SILO 3 LEGS WITH LADDER



567002

AF06 GLASS FIBER SILO 3 LEGS WITH LADDER



567003

AF08 GLASS FIBER SILO 3 LEGS WITH LADDER



567004

AF10 GLASS FIBER SILO 3 LEGS WITH LADDER



567005

AF12 GLASS FIBER SILO 3 LEGS WITH LADDER



567006

AF15 GLASS FIBER SILO 4 LEGS WITH LADDER



567007

AF18 GLASS FIBER SILO 4 LEGS WITH LADDER



567008

AF20 GLASS FIBER SILO 4 LEGS WITH LADDER



567009

AF26 GLASS FIBER SILO 4 LEGS WITH LADDER



567010

AF31 GLASS FIBER SILO 4 LEGS WITH LADDER



567011

AF40 GLASS FIBER SILO 4 LEGS WITH LADDER



567012

AF52 GLASS FIBER SILO 4 LEGS WITH LADDER



567013

AF66 GLASS FIBER SILO 4 LEGS WITH LADDER



567000

GALVANIZED HATCH FOR GLASS FIBER SILO

Flex Auger - 75 MM



0170-879

FLEXAUGER 75 MM LENGTH UP TO 60 M 1 GEARMOTOR, LENGTH FROM 62 -118 M 2 GEARMOTOR



0170-847

DOUBLE FLEXAUGER 75 MM LENGTH UP TO 60 M 2 GEARMOTOR, LENGTH FROM 62 - 118 M 4 GEARMOTOR



0170-808

EXTRA OUTLET 75 MM FLEX AUGER



0170-809

EXTENSION OF 75 MM FLEX AUGER



0170-874

PACKAGE NO 7 OUTLET 75 MM



0170-030

MICRODOS 660-3000 GR/HOUR. 20 KG 230 VAC

Flex Auger - Spare Parts 75 MM



0170-887

FLEXAUGER 75MM



0170-875

FLEXAUGER PIPE HOLDER 75 MM



39927003

HOSE CLAMPS W2 STAINLESS STEEL Ø79-85



0170-880

AUGER PIPE Ø75MM X 4000MM (PVC)



0170-881

AUGER ELBOW Ø75MM X 45° (PVC)



0170-800

PACKAGE NO1 BOTTOM BEARING AND HOLDER 75MM



45112277

GEARMOTOR 400 VAC IE3 1,5 KW 1380 RPM I=5,70



45012227

GEAR I=5,70 AF SHAFT



74013227

MOTOR 400VAC IE3 1,5KW 1380RPM

Flex Auger - 90 MM



0170-899

FLEXAUGER 90 MM LENGTH UP TO 60 M 1 GEARMOTOR, LENGTH FROM 62 -118 M 2 GEARMOTOR



0170-849

DOUBLE FLEXAUGER 90 MM LENGTH UP TO 60 M 2 GEARMOTOR, LENGTH FROM 62 - 118 M 4 GEARMOTOR



0170-818

EXTRA OUTLET 90 MM FLEX AUGER



0170-819

EXTENSION OF 90 MM FLEX AUGER



0170-889 *

PACKAGE NO 8 OUTLET 90 MM



0170-030

MICRODOS 660-3000 GR/HOUR. 20 KG 230 VAC

Flex Auger - Spare Parts 90 MM



0170-883

FLEXAUGER 90MM



0170-890

FLEXAUGER PIPE HOLDER 90 MM



39927046

HOSE CLAMPS W2 STAINLESS STEEL Ø97-104



0170-885

AUGER PIPE Ø90MM X 4000MM (PVC)



0170-886

AUGER ELBOW Ø90MM X 45° (PVC)



0170-810

PACKAGE NO2 BUTTOM BEARING AND HOLDER 90MM



45113227

GEARMOTOR 400 VAC IE3 1,5 KW 1380 RPM I=5,09



45013227

GEAR 1=5,09 AF SHAFT



74013227

MOTOR 400VAC IE3 1,5KW 1380RPM

Flex Auger - Accessories



0170-860

PAKKE NR. 6 INDLØB/UDLØB 75 /90MM



0170-820

PACKAGE NO 3 INLET 75 / 90MM



0170-825

PACKAGE NO3 DOUBLE INLET 75 / 90MM




0170-840

PACKAGE NO5 OUTLET 75 / 90MM



0170-830

PACKAGE NO4 TRANSITION SILO



09000024

CHAIN GALVANIZED 28X14X3,5 MM, PRICE PER METER



39900180

HOOK M8 X 110 MM A2



39900120

WALL PLUG 10X50MM



39900182

S-HOOK 5 X 50 MM EL GALVANIZED



23900076

PVC GLUE 125 G TUBE



23900388

PVC CLEANING FLUID 0,125 L

ACO FUNKI A/S general terms of sales and delivery

This price list is valid from the 1st of May 2024 and replaces all previously published price lists. All prices are gross prices excluding VAT and are subject to the following general sales and delivery terms.

ACO FUNKI A/S is not liable for misprints or product and price changes.

The sales and delivery terms stated below are valid unless a written agreement of derogation is signed between ACO FUNKI A/S and Buyer.

Drawings and product information

Drawings, wording in quotes, illustrations, technical specifications and other product information etc. are guiding and without any obligation or liability. ACO FUNKI A/S is not liable for any errors, misinterpretations, notices or laws etc.

Project material (drawings, illustrations, quotes etc.) are the property of ACO FUNKI A/S and can not be handed over to other parties without the written consent of ACO FUNKI A/S. If this requirement is not met, ACO FUNKI A/S reserves the right to invoice its internal costs.

Quotes

Quotes are made subject to prior sale and validity of quotes. Quotes specifically state validity. ACO FUNKI A/S reserves the right to withdraw any quote without any prior notice.

Prices

All prices are excluding VAT and based on all known taxes and material costs at the time of quote submission. ACO FUNKI A/S reserves the right to price regulations due to changes in taxes or material costs.

Payment terms

8 days net. Buyer is not justified to set off any claims in payments without prior written consent of ACO FUNKI A/S. Overdue payments are subject to 1.5% interest per commenced month. ACO FUNKI A/S reserves the right to require a payment guarantee at any time.

Handling fee

Orders amounting to less than 536 Euros are subject to a handling fee of 27 Euros.

Delivery terms

EXW Herning - according to Incoterms 2020. (ACO FUNKI A/S has taken out transport insurance on all deliveries, notwithstanding delivery condition.)

Time of delivery

Our time of delivery is according to agreement between Buyer and ACO FUNKI A/S.

Packing materials

The packaging fees are subject to changes in the daily price and can be changed without notice. Currently, pallets are invoiced at 17 Euros each, and transport frames 17 Euros each. (Return is not possible due to risk of infection.)

Return of goods

Return goods are only accepted according to prior and specific agreement between Buyer and ACO FUNKI A/S. ACO FUNKI A/S only accepts return of unused, non-damaged standard goods, which have never been installed. Return goods must be in original packing. Return goods will be credited at 80% of the items' net price.

If ACO FUNKI A/S is project liable all excess items after project completion are the property of ACO FUNKI A/S.

Other terms

Mounting

Mounting is not included in quotes from ACO FUNKI A/S, unless otherwise clearly stated in the order confirmation. The same applies to all electric/construction and foundation work.

Mounting is only performed at a fixed price if the mounting site is empty, cleaned up and in an already prepared condition. It is the responsibility of the Buyer to place the material closest possible to the mounting site and to ensure an acceptable accessibility of the mounting site, in accordance with the assessment of Service and Mounting department.

If mounting coincides with other on site work performed by third party, mounting is carried out at an hourly payment rate.

ACO FUNKI A/S reserves the right to change the agreed price on projects with fixed mounting price, if the Service and mounting department does not find the mounting site properly prepared. ACO FUNKI A/S also reserves the right to invoice additional time spent on any in vain driving, wages, site cleaning, removal of goods etc.

Self-supporting cast iron, concrete slats and polymer troughs are never included in the mounting prices, except when otherwise specifically stated in the order confirmation.

All water installations end by the end of the row or on the inside of the section, except when otherwise specifically stated in the order confirmation.

When Buyer self is responsible for mounting, all adjustments to the equipment are at own risk (pipes, board profiles etc.) regardless of any acquired supervision from ACO FUNKI A/S.

Self-supporting cast iron

Due to production method fluctuations in dimensions and sizes may occur. As a result, the product may be uneven.

None of these fluctuations are of any significant importance to the product functionality. Cast iron slats are only intended for pigs and should not be exposed to any other strain.

General information

Colour difference may generally occur in the products, especially products produced of miscellaneous types of PVC/ plastic/fiber material.

The buyer holds the responsibility of storing the purchased goods under a roof so that the goods are not exposed to frost, water and direct sunlight.

Any damage as a result of incorrect storage as well as damage during transport at the place of delivery is the responsibility of the buyer.

All types of water valves are designed for a working pressure of 2.5-3.0 bar. It is the buyer's responsibility to measure and possibly regulate the water pressure.

ACO FUNKI A/S does not accept complaints on water valves used at a working pressure above 3 bar.

When extra deliveries of goods or services are requested due to alleged lacks, ACO FUNKI A/S reserves the right to invoice the goods' value as well as any other additional costs, in case a previous delivery has been made or the alleged lacks are groundless.

ACO FUNKI A/S disclaims complaint liability if any acid has been added to water/feed without prior accept. ACO FUNKI A/S also disclaims liability if the concrete indoor climate, does not meet with the standards of good indoor climate.

The description of goods should only be considered as guiding and is subject to errors. Therefore the component list is valid for the quote. If the component list is not attached to the quote, it is imposed on the Buyer to obtain it.

For all other conditions regarding deliveries excluding installation, NL92 applies, except for the last sentence of point No. 11 as well as points Nos. 13 and 14.



We give you
and your pigs
a better life



www.webshop-acofunki.aco.com

ACO FUNKI A/S | www.acofunki.com | +45 97 11 96 00 | acofunki@acofunki.dk